



*European School of Economics*

**GUIDE TO  
FINDING  
ACCOMODATION  
IN LONDON**

**2011/2012**

## Accommodation Expenses

The approximate additional residential costs for accommodation will be:

### **ESE LONDON (\*)**

Studio Flats	From £100 to £250 (per week)
Private Residence Single	From £100 to £140 (per week)
Double	£95 (per week each)
Dormitory	£80 (per week each)
Bed & Breakfast Single	£45 (per day)
Double	£70 (per day)
Hotel Single	£70 (per day)
Double	£90 (per day)

(\*) (Average Prices for Central London "Zone 1"), it means close to ESE London campus. However, if you live at zone 2 or 3 the prices vary from £50 to £75).

### **Some agency contacts:**

#### **Research at:**

##### 1) **FlatLand**

Residential Lettings Agents  
 125 Gloucester Road, London SW7 4TE  
 Tel: +44 (0) 20 7341 9000  
 Website: [www.flatland.co.uk](http://www.flatland.co.uk) ([info@londonsolutions.net](mailto:info@londonsolutions.net))

#### **WEEKLY PRICES FOR 2011**

**Flatland Letting Agents Specialize in Budget Accommodation. We have Studios to rent from £85 per week, Bedsits from £50 per week, Flats from £150 per week and Flatshares from £65 per week in most areas of Central London.**





In the case of accommodation sites, there are many out there that are fraudulent but there are certain things you can do to stay safe, of course, if you are ever unsure you can ask us but make sure you don't pay any money by Western Union, if anybody asks for you to pay that way, don't use them, be mindful of anybody who wants you to send money to yourself by western union, again, that's a scam. Do not deal with anybody who says they are away from the property and you can't view it or of anybody who wants you to pay courier fees to have a key delivered to you.

#### **RECOMMENDED STUDENT ACCOMMODATION WEBSITES**

- 2) [www.nidostudentliving.com](http://www.nidostudentliving.com)
- 3) [www.gumtree.com](http://www.gumtree.com)
- 4) [www.moveflat.co.uk](http://www.moveflat.co.uk)
- 5) [www.findaproperty.co.uk](http://www.findaproperty.co.uk)

#### **PUBLICATIONS**

- 6) Loots Magazine (every Thursday and Friday)

#### **Other Expenses**

Transport, food (supermarket) and leisure = from £350 to £500 per month.

### **For further information**

Please call Adam Bartosik - Student Services Dpt. :

**020 7245 6148**

**International calls:**

**00442072456148**

**[studentservice@eselondon.ac.uk](mailto:studentservice@eselondon.ac.uk)**

## SEARCH FOR ACCOMODATION IN LONDON: GUMTREE WEBSITE AND OTHER TIPS



Gumtree.com

House sharing is the best option for a long-term stay in London.

Visit [www.gumtree.com](http://www.gumtree.com) where everyday you'll find lots of ads of people looking for a new flatmate/housemate.

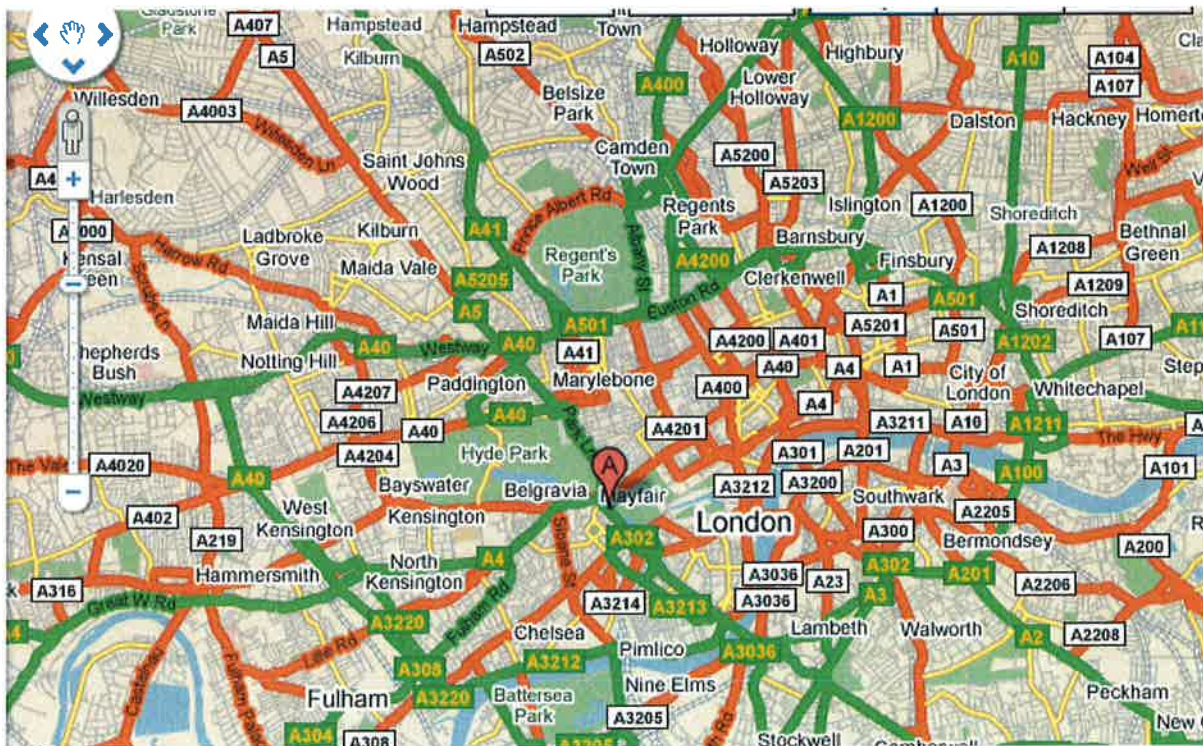
Click on the left side for the northern half of the city (north of the river) and on the right for the southern one (south of the river).

### **Areas:**

*North of the Thames: the areas of Marble Arch, Edgware road, Paddington, Lancaster Gate, Bayswater (see Grand Plaza apartment's brochure), Notting Hill, Ladbroke Grove, Maida Vale... are ideal to get to the school. (15-30 min by bus)*

*South of the Thames: Battersea, Vauxhall, Pimlico, etc, can be very convenient as well to get to ESE, although they are not that well connected and lively.*

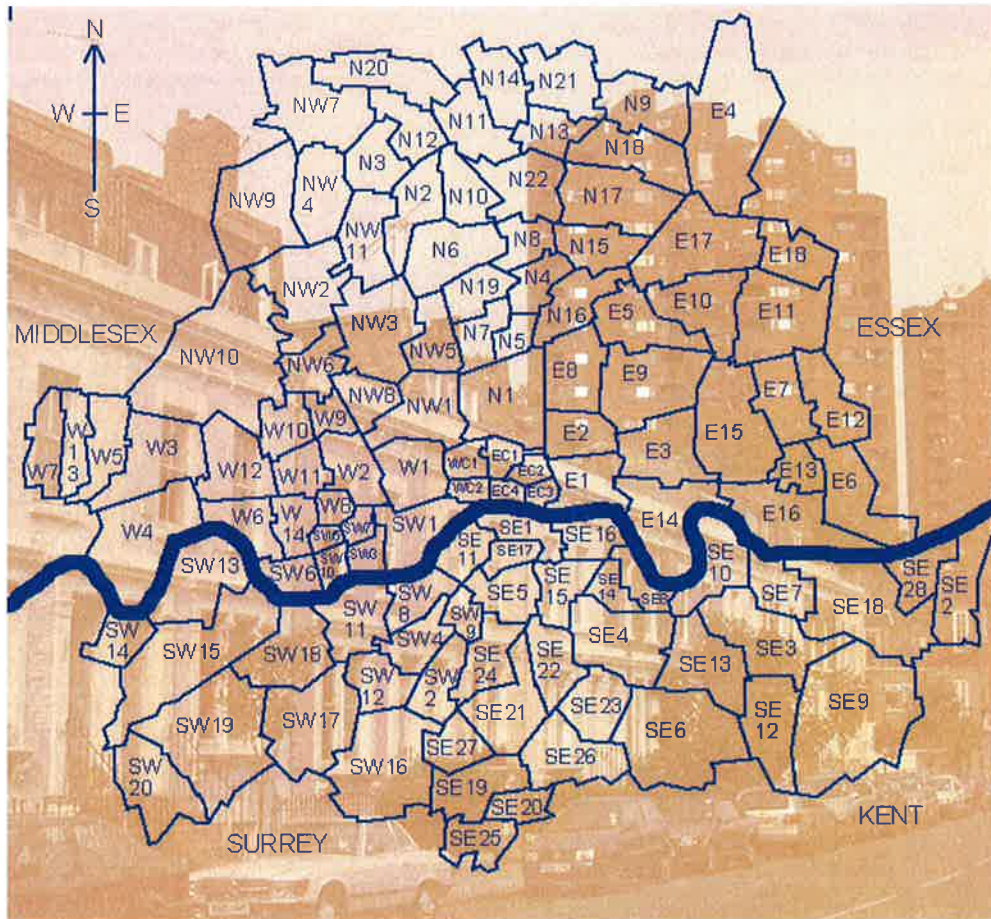
*South Kensington, Knightsbridge and Victoria are also very close to the school, but the first ones are likely to be much more expensive and there is not much housing on the second one. (Anyway it's worth giving it a try just in case.)*



## **Postcode system:**

A good website to get to know London areas is this one: <http://www.livinginlondon.net/>

You'll become familiar with the postcode system, which is essential to get a sense of direction in London (the city is divided into 118 postcode areas.)



Once you have chosen the northern or southern half of the city:

### 1. Select a more specific area:

*Paddington, Edgware road, Lancaster Gate, Bayswater, Notting Hill, Ladbrooke Grove, Maida Vale, : Battersea, Vauxhall, Pimlico, South Kensington, Knightsbridge, Victoria ...*

On the top left you'll find a white rectangle (a search field) where you can type the name of the area where you would like to live.

*Tip: If you don't know the name of the area type the closest tube station and it will give you similar results (i.e. Area: Mayfair – Tube: Bond Street)*

### 2. Set your budget:

You can also limit the amount that you want to pay weekly, typing it in the search fields on the left hand of the page, right below the area field. (See picture below/next page)

The screenshot shows the Gumtree website interface. At the top, there is a Gumtree logo and a banner for 'eReceptionist' with a '30 DAY FREE TRIAL' button. Below the banner, the location is set to 'London' with a 'change city' link. Navigation links include 'post an ad', 'manage my ads', and 'help'. A search bar is present with a 'keyword' field and '£ min' and '£ max' price filters. The search results are for 'London flatshare - single rooms in North London' (8936 ads posted). A sidebar on the left offers search refinements for property type (flat/house) and additional options like 'ads with pics'. The main content area shows 'Sponsored links' for 'House Shares in London', 'Flatshares in London', and 'Rooms & Flatshares'. A date filter for 'Wednesday 25th February' is active, and a 'save' button is visible. A featured ad for 'Single Room in Lovely Clean House with Broadband' is partially visible at the bottom.

Note: How to calculate your monthly rent in the UK:

You normally pay weekly, but to calculate what you would pay monthly you do this: price per week x 52 (number of weeks in a year) divided in to 12 (months of the year).

For instance: £120 weekly x 52 = £6240 yearly divided into 12 = £520 monthly.

### 3. Choose the type of room:

There you can choose single or double rooms, whether to share it or have a room of your own.

Wednesday 25th February		save
Featured ads - Find out how to appear here		
	<b>Single Room in Lovely Clean House with Broadband</b> North Harrow   Date available: 24/02   House   Single room	£80
	<b>Big room available in clean quiet houseshare with 2 cats.All bills,Wifi incl.Zone 3.Central line</b> Leytonstone   Date available: 01/03   House   Single room	£104
	<b>Good size single room (for a man) wifi cleaner min from tube zone 2</b> Mile End   Date available: 25/02   House   Single room	£93
	<b>Single Room In Wembley</b> North Wembley   Date available: 24/02   Flat   Single room	£100
	<b>Single room to let (ladies only)</b> Wembley Central   Date available: 25/02   Flat   Single room	£75
	<b>Single room immediately available</b> Angel, Kings X, Caledonian Road   Date available: 25/02   Flat   Single room	£48pw <input type="checkbox"/>
	<b>Large single room with double bed</b> Hammersmith   Date available: 21/03   House   Single room	£150pw <input type="checkbox"/>
	<b>Modern Single Room Furnished Bills Included</b> Bethnal Green   Date available: 06/03   Flat   Single room	£90pw <input type="checkbox"/>

To Recap:

**www.Gumtree.com**

**Flats/House share (to get a room in a house shared with other people)**

**Offered**

**North/ South of the river**

**Single / Shared room**

Note: a similar website is move-flat. <http://www.moveflat.co.uk>.

How long in advance can I start looking for a room?

You can start looking for a room at any time as some people post ads with a lot of advance.

However, viewings of the rooms on offer rarely

What other options do I have besides flat sharing?

### **Student Residences:**

You also have the option of student residences. However, it is not that easy to get a place in them and they are more expensive, besides the people in them are usually undergraduates.

Try Nido Accommodation: <http://nidostudentliving.com>

**Hostels:** Is a budget accommodation suitable for short term. It's where most people stay during their first days/weeks in the city.

For hostels, check the London Hostel's Association website:

<http://www.london-hostels.co.uk/>

### **Apartments:**

Can be for one or 2 people who count on a higher budget. (Note that *bedsits* are not common apartments, but a UK variation with a shared toilet)

For apartments close to ESE, check

[www.grand-plaza.co.uk](http://www.grand-plaza.co.uk)

How long will it take me to find a place?

Finding the right place to live in London is a matter of time, patience and getting to know the city.

We always recommend to students to look for a "short term accommodation" (i.e. Hostels, Bed and Breakfast, rooms to be paid weekly...) that means, somewhere where you can stay for a short time without having a contract (i.e. paying weekly) - or wherever but meeting the contract terms of notice -how long before you leave you have to inform your landlord- to get your deposit back!) And then get to meet your classmates, find out which ones you would like to live with and them move together.

## **London A-Z Map.**

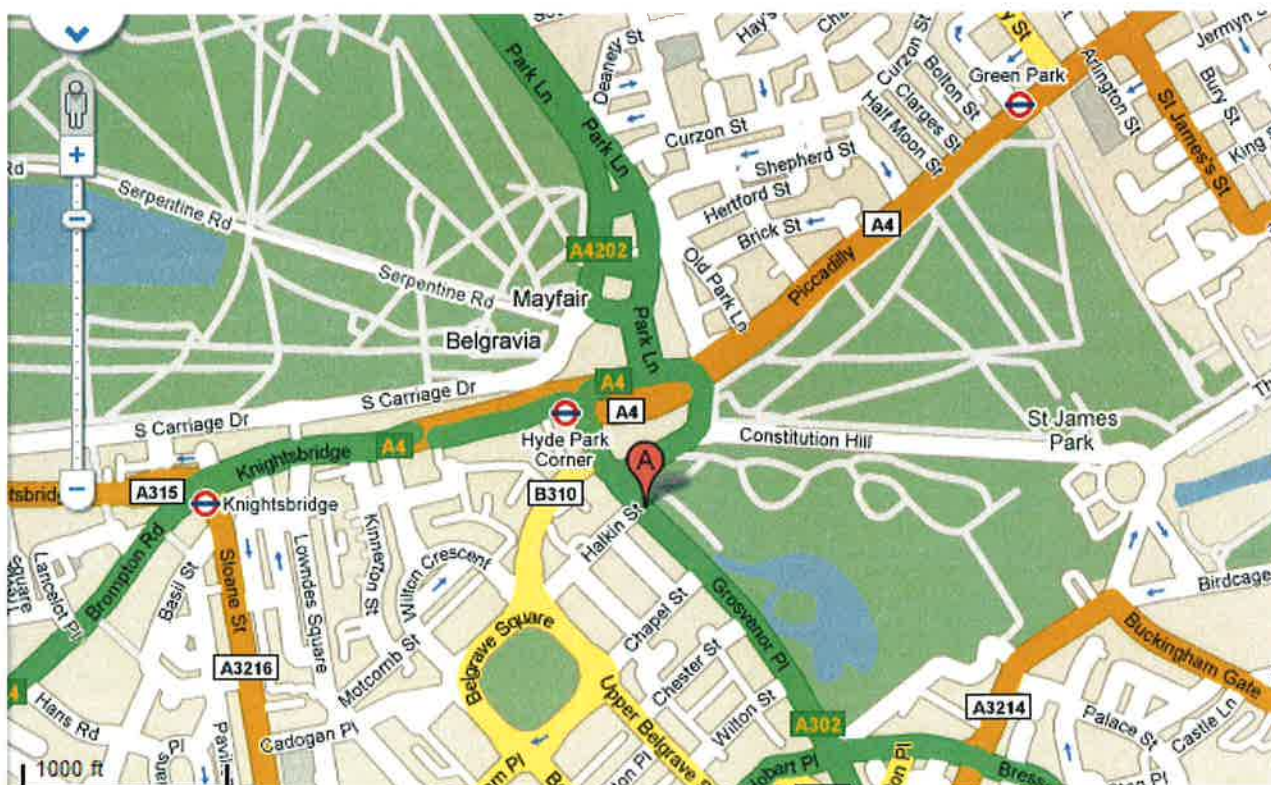
Keep these handy while looking for accommodation. Besides the paperback edition, you can download the street directory and maps directly to your phones, I pods or blackberries.



## **HOW TO FIND US:**

### **Where is ESE based?**

ESE London Campus, 8 Grosvenor Place, London, SW1X 7SH (see the map).



Closest tubes: Hyde Park Corner (Piccadilly Line). Exit 3, Belgravia. 2 mins away  
Victoria (Victoria Line). 5 mins away

Buses: 436, 36, 52, 73, 82, 8, 16, 38, 2, 148

<http://www.tfl.gov.uk/tfl/gettingaround/maps/buses/pdf/hydeparkcornerandgreenpark-2140.pdf>

We hope this has been of any help! Best luck with your search and enjoy your time in London.